

ASSIGNMENT ON CORONAVIRUS

Name : Sec. Date T. Sign.....

(Please take a printout of the assignment)








NOVEL CORONA VIRUS

The Corona virus, which started in the Chinese city Wuhan, on 22nd January 2020, has already killed around 3000 people from around the world. Countries affected include China, America, the U.K. and Italy. It has also spread to many other places like Pakistan, Japan, Korea and Thailand. World Health Organisation (WHO) has declared corona virus as PANDEMIC and a global health emergency.

CORONA VIRUS is spreading ... RAPIDLY


No need to panic. No need to get worried by reading forwards and false news.
Remember PREVENTION is better than cure.

So, let's practice CORONA prevention with these simple steps :

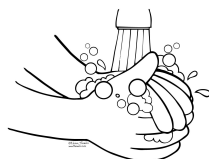
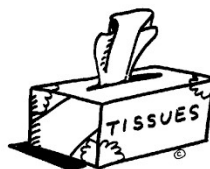
C	cover your mouth when you sneeze or cough. Use a tissue and throw it in the bin.	
O	one thing to do, is to stay away from people who have cough or cold. (keep yourself away from people when you have it too).	
R	restrict frequenting public places. Stay away from parties and gatherings or swimming pools.	
O	one more thing you can do is disinfect frequently touched surfaces like door handles etc. With a wipe. In public places touch railings, door knobs etc. with a tissue.	
N	 namaste ! No handshakes or hugs.	
A	always wash hands with a good soap. Scrub fingers, thumb and wrists.	

Let's do the assignment and learn

Tick the animal in which a virus similar to Corona virus is found.



Match (Personal Hygiene)



What to use, when to use, How to use !

Dear Parents.

Follow these simple steps to disinfect surface and toys.

Steps to Disinfect Surface and Various Areas

Material Required: Dettol Antiseptic Liquid, Scotch Brite Sponge Wipe, Small Tub.

1. 2 to 3 caps of Dettol Antiseptic Liquid to be poured in a small bucket. (No water to be added)
2. Dip Scotch Brite Sponge Wipe in the Dettol liquid (squeeze it if required) to wipe the surface.
3. The surface to be wiped twice only with the Sponge Wipe dipped in the Dettol Antiseptic Liquid.
4. Wash the sponge wipe with water after use.
5. Change the liquid and repeat the process until all the surfaces are clean.

Steps to Disinfect Toys

Material Required : Dettol Antiseptic Liquid, 2 Big Tubs, clean cloth.

1. In the big tub of water pour 2 cups of Dettol disinfectant.
2. Add all the plastic toys in the tub filled with the above solution.
3. Shake all the toys in the tub so the toys get properly washed.
4. Transfer the toys into another tub with fresh water, shake the toys.
5. Remove the toys and wipe it with a clean cloth.
6. If possible keep the toys in the sun to dry for 5 to 10 minutes keeping in mind that there is no dust around.
7. Please note keeping the toys in the sun to dry is not compulsory just make sure it is wiped carefully.
8. For the other set of toys please make the solution again and repeat the above procedure.

Complete this assignment and hand it over to the class teacher of your new class on the first day of school.